

15 Signs You're A Bad Graphic Designer

06

'07 Dec

Archived under [Graphic Design](#), [Typography along with 100 JUST™ Creative Comments](#)



Yes, this is a controversial topic, however I hope to raise awareness of some mistakes you may be making in your graphic design pieces that are making you look like an amateur, but please keep in mind that none of these are hard and fast rules, this is only a general guide of things you should be aware of.

Please forgive me for the graphic and bad grammar / spelling in the picture above as I'm sure you can see it is a joke :) (rainbow gradients, comic sans, bevel emboss, 13 not 15, bad grammar, off centered type – yuk)

Anyway, I have compiled 15 tell tale signs that you may still be considered a (don't quote me) bad graphic designer. Some of these have been taken from Robin Williams great book "[The Non-Designers Type Book](#)" that I recommended in the [top 5 typography resources](#) of all time.

1. Helvetica

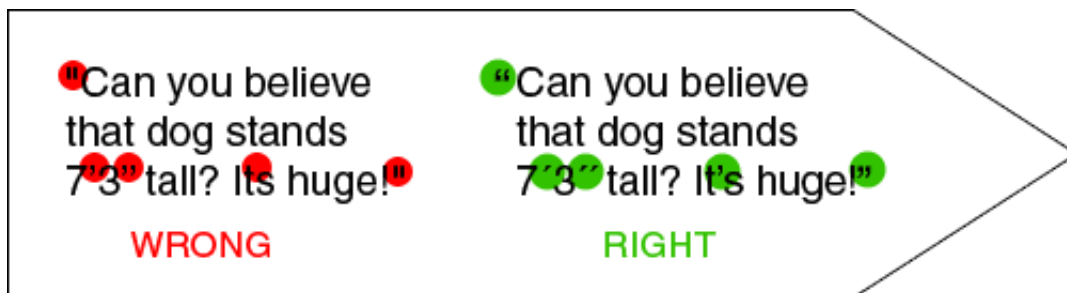
Helvetica

Do you ever get sick of seeing Helvetica everywhere? From logos to websites to bus timetables, to the back of your cereal box! Argh.

Do you use Helvetica in everything?

Ok, yes I know, it is the most popular font of all time – but that is the downfall of Helvetica. Just because it is there, it doesn't mean you have to use it. Try something else next time and try break out of your habit. Just for some suggestions, maybe Trade Gothic, Formata, Futura, Antique Olive, Eurostile? And yes I know this website uses Helvetica :) Also check out the post [30 fonts to last you a lifetime](#).

2. Straight Quotes & Wrong Quotes



Do you use straight quotes still?

Straight quotes were for typewriters, times have changed! Look at the difference between the quotes above.

1. The quotations are not hanging over the edge.
2. Straight quotes have been used instead of true quotation marks.
3. Quotation marks have been used instead of prime marks after the 7 and

3.

4. An apostrophe has been left out in between it's.

Learn the keystrokes to 'real' quotes in every application you use. Learn the MAC & PC [keyboard shortcuts](#) here.

Don't type curly quotes when you need inch and foot marks (prime marks).

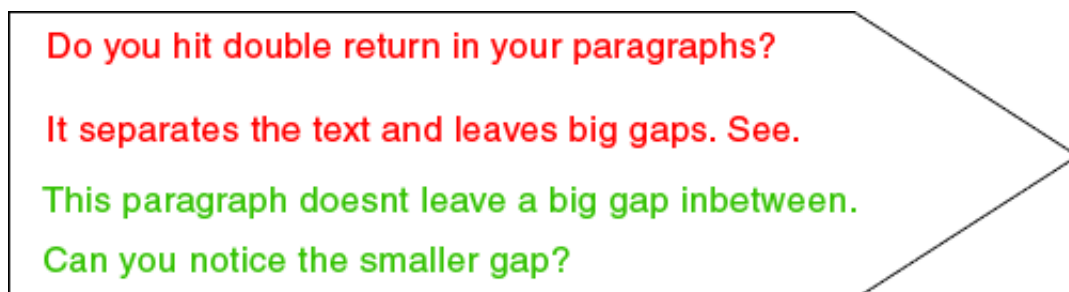
3. Quotations Not Hung

Do you NOT hang your quotation marks?

See in the picture in number 2, how the quote marks are hanging off the side of the quote, compared to the other one. Hang your quotation marks.

Read your software manual (check their help files) to read how to do this or you can do it manually.

4. Double Returns.



Do you hit the 'return' or the 'enter' key twice between paragraphs or after headlines?

Using two spaces makes it possible to end up with a blank line at the top of a column plus it leaves way too much space between each paragraph – it looks

disconnected.

5. Two Spaces After Punctuation

Do you use double spaces in between your sentences? This is incorrect. It makes your sentences look incorrectly spaced.

This is the correct way. Use only one space in between your sentences and it will look more professional. Do you agree?

Do you add two spaces after each sentence?

This is a very bad practice and is not correct – Using only one space is the correct way.

6. Using Boxes Behind Text

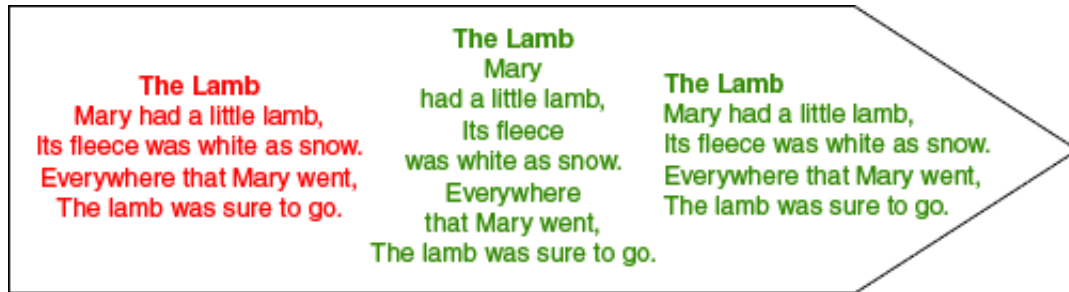
Do you use boxes behind your text? This is practice and should only be used sparingly.

Make use of white space and it will stand out on its own.

Do you use plain boxes of colour behind your text?

Just because you can, doesn't mean you have to. Try something else, use a dramatic headline, use your white space, use a different font, reverse your type, use pull quotes, etc. Can you see in the above picture how the surrounding white space makes the text stand out on its own? You can use these in the correct places however be careful not to over use it.

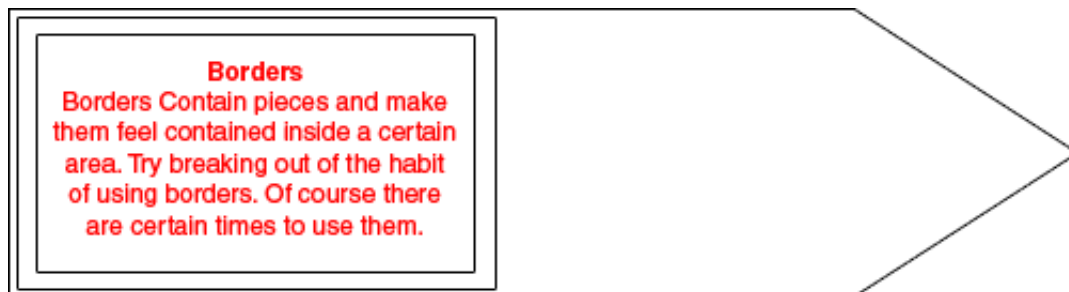
7. Centred Layouts



Do you use a centred layout in your graphic design pieces?

Using centred layouts is usually bad practice as it creates a deadly dull look. See how much more effective the two green verses are, they are more dynamic (one is centred & one is left aligned). Using flush left or right gives strength to your entire page and usually is a better option unless of course there are reasons to use centred text. eg. creating a formal wedding invitation.

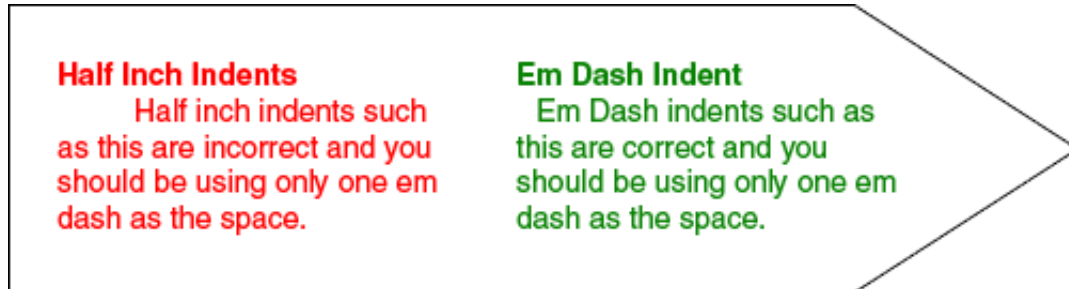
8. Borders



Do you use borders around everything?

This often indicates a beginner who feels unsafe with type that is uncontained. Use your white space. You can let it be there. Seriously.

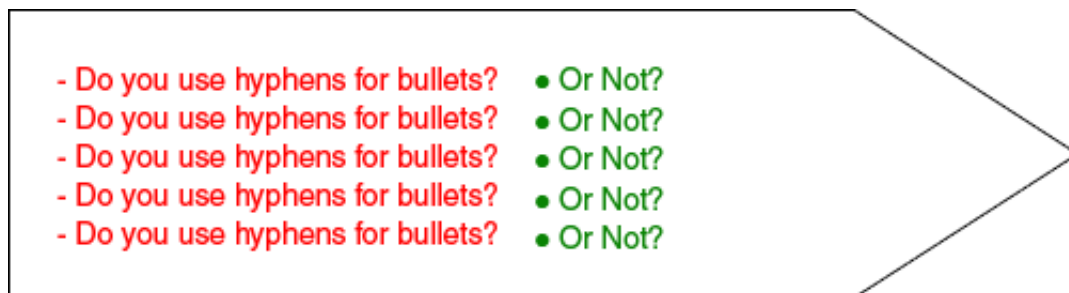
9. Indents



Do you use half inch indents?

This is bad practice and is the old way (back in typewriter days). The standard is one em space which is a space as wide as the point size of the type. ([what?](#)) This is approximately two spaces, not five.

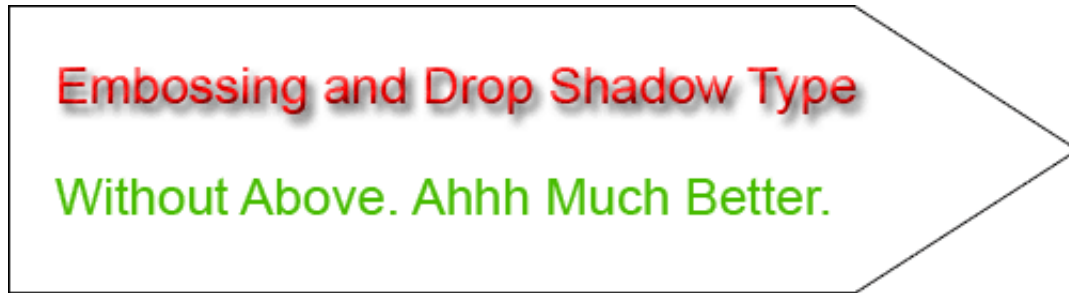
10. Hyphens For Bullets



Do you use bullets for hyphens?

This is a typewriter habit and is unprofessional. Try using dots or dingbats.

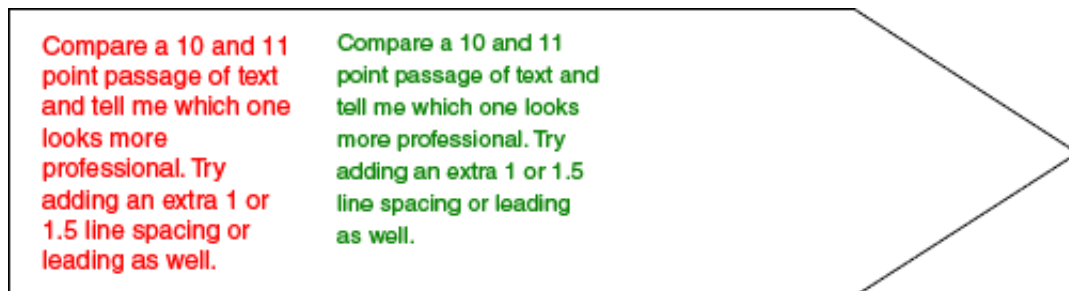
11. Embossing & Drop Shadowed Type



Do you use the nifty little drop shadow or emboss tools that comes with your software?

PLEASE STOP. This is the biggest dead give away of an amateur. This goes along with forbidden; rainbow gradients, reflections, comic sans. Just don't use them, plain simple.

12. 12 Point Type



Do use the default 12 point type with auto leading?

For most typefaces, 12 point is a tiny bit too large for body copy. Compare a 10, 11 and 12 point passage of text and tell me which one looks more professional. Try adding an extra 1 or 1.5 line spacing or leading as well. Notice the difference in the two examples above. The red is the default 12 auto leading and the green is size 11 with 2 points of leading.

13. Underline

Do you underline?

Never use the underline feature, it is a law. Only for hyper links on the web is this allowed. Underlining was a way for typewriters back in the day to *Italicize* text because they couldn't set italics. Underlining and italicizing text at the same time is the most redundant thing you can do in life but rules can be broken ;)

14. ALL CAPS

DO YOU USE ALL CAPS?

All caps is more difficult to read and this is because we recognise a word not by its letters, but by the shape of the whole word. When text is in all caps, every word has the same shape so we have to read every letter by itself. All caps is fine sometimes but when you are conscious of using it and why. Try using bold, using a different typeface or using reverse text.

15. Bad Gramma & Speling

Not spell checking your work and not using the right grammar. One of the hardest aspects designers seem to face.

Your Score?

If you scored above 3 points, don't worry. Creating professional level type and design is mainly a matter of becoming more aware of details and practice. If you scored less than 3, then congratulations and consider it your obligation to teach others the things you know. (Hint: Link to this post ;))

For more information on graphic design and typography and the things

listed above check out [The Top 27 Mistakes Graphic Designers Make](#) or refer to Robin Williams book "[The Non-Designers Type Book](#)".

What do you believe are some other signs you are a bad graphic designer?

SPONSOR'S MESSAGE:

The variety of programming software is manufactured to run different programs of [computers](#). If you want to get services of most reliable hosting service providers, [godaddy](#) is the best to provide all e-commerce tools and hosting plans. For the proper development of [website design](#), there is a need of getting services of the professional website designers. The hosting service companies offer the e-commerce tools for the internet marketers who are much interested in [online advertising](#). The professional website designers are working efficiently for the superb [website development](#). If you want to be most expert website designers and developers, you should follow all [web design principles](#) to get more expertise. By following such strategic principles and tools, you may [design and host your site](#) by yourself.

Join 23,000+ subscribers!

Get a FREE logo inspiration eBook!

Subscribe to the Just Creative newsletter & get all our updates, exclusive deals and a free logo design inspiration eBook with 1000+ logos inside.